




Round Split Flashing



Square Split Flashing

FlashCo[®] SPS-Series Flashing is recommended for round, square, and rectangular penetrations that are continuous, where placing the flashing over the penetration is not possible because of an obstruction.

The flashing is designed to shed water away from the penetration with the base material wrapping up into the riser. The flashing is constructed with reinforced single-ply material so it will be as durable as the roof system being installed. All seams are factory heat welded. The overlap for in field seaming exceeds manufacturers recommendations.

The pre-fabricated flashing is wrapped around the penetration and the overlapping seams are heat welded so the flashing tightly fits the penetration. The base is then heat welded to the roofing membrane. A pre-fabricated

split flashing saves the roofer significant time compared with field fabrication.

The one piece split style design allows quick and easy field installation because there is one vertical and one horizontal seam. All seams are overlapped easing the field heat welding process. All seams should be heat welded.

Counter Flashing for Split Penetrations

A counter flashing, often referred to as a storm collar or bonnet, is recommended when the penetration is continuous, such as when a split flashing is being used. The single-ply material is formed above the flashing and held in place with a stainless steel hose clamp and caulked with sealant. See detail drawing for additional information.

Roofing Systems: Single-Ply Systems such as, Thermoplastic Polyolefin (TPO), Polyvinyl Chloride (PVC), Copolymer Alloy (CPA), Ethylene Inter Polymer (EIP), and other compounded thermoplastics.

Suggested Specification Statement: Provide FlashCo[®] SPS-Series split flashing for each continuous or obstructed penetration. Flashing shall be installed in accordance with the recommendations and specifications of the roofing material manufacturer. Penetrations using the split flashing should counter flash each penetration using the same single-ply material for the job. Include stainless steel hose clamp and appropriate caulking sealant.

SPS-Series Single-Ply Split Flashings

Standard Dimensions (Refer to drawing below)

- .045" Base, .045" Riser
- 4" Skirt with 8" Riser
- 2" Field Overlap
- 1/2" Factory Overlap of Seams

Specify type of penetrationPipe, Conduit, or Tube **Type**

Note: Pipe is typically called out by the inside diameter of the pipe, whereas steel tubing is called out using the outside diameter.

__ Standard Pipe Sizes

(Applies to most steel pipe, No Hub, Galvanized or Steel Rigid Conduit, Inter. Metal Conduit, Alum. Rigid Conduit, ABS, and PVC)

__ Standard Steel Tubing Sizes

Round, Square, or Rectangular Tubing

__ Standard Conduit and Copper Tubing

__ Other not listed above: _____

If you do not know size or type simply specify the outside diameter and shape of the penetration. If a diameter dimension is not feasible try to get distance around (Circumference).

Outside Diameter: _____

Circumference: _____

Specify type of penetration con't

Shape: (Circle One) Round Square Rectangular

Other (please provide drawing)

Note: When determining the inside diameter of the riser an 1/8" to 3/8" is added to the outside diameter of the penetration providing a proper fit and allowing for easy installation.

Specify size of penetrationPipe, Conduit, or Tubing **Size**

1/2"	1 1/2"	3 1/2"	8"
3/4"	2"	4"	10"
1"	2 1/2"	5"	12"
1 1/4"	3"	6"	

Available Options - Must Specify

Skirt Size 6" 8" Other: _____

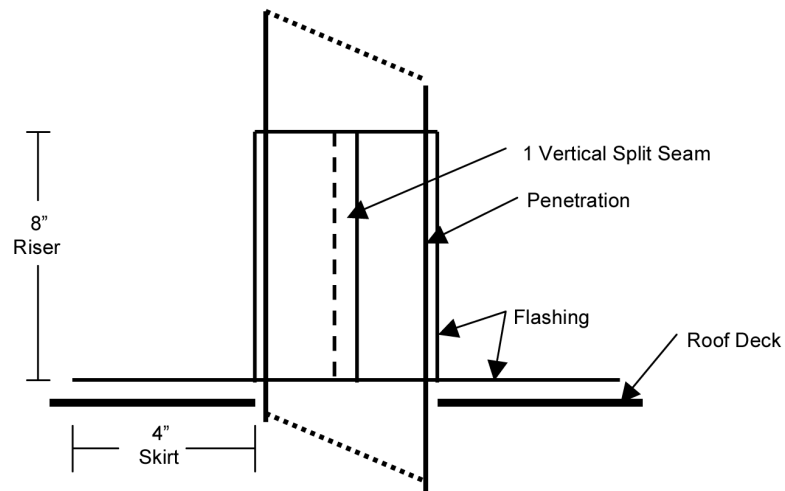
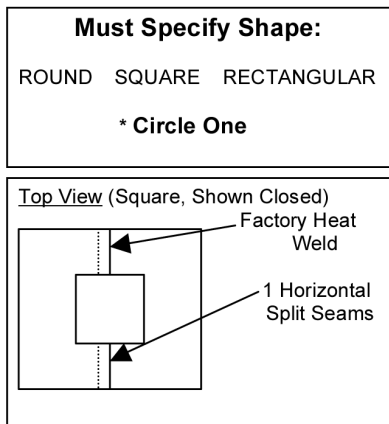
Riser Height 12" 16" Other: _____

Inside Diameter Riser; Any id: _____

Angle 45 Degree Other: _____

Color: White Tan Gray

Material: TPO PVC Other: _____

Cross Section of SPS-Series SPLIT Flashing

- Notes:
- 1) Standard 45 Mil Base with 4" Skirt, and 8" Riser unless otherwise specified.
 - 2) Single-Ply material complies with applicable ASTM specification.

- 3) Flashing shall be installed in accordance with the recommendations and specifications of the roofing material manufacturer.

FlashCo[®] Toll Free: (866) 323-5274

1452 Industrial Avenue • Sebastopol, CA 95472 • Fax (707) 824-5858 • www.flashcomfg.com