


C-Series Split Flashings



Round Split Flashing



Square Split Flashing



Rectangular Split Flashing

C-Series Flashing

FlashCo C-Series (Custom) Flashings include split lead flashings, exhaust flashings, scuppers, pitch pockets, and other flashings specially designed for the *flat* roof. C-Series Flashings can be either an all-lead or a lead/galvanized combination. Lead is always used on the base portion of the flashing. The lead flashing characteristics such as mass, malleability, expansion and contraction, eliminate the need for penetrating fasteners.

Flashing orders may list type and size required, or specify requirements by utilizing the drawing on the back of this page.

Split Lead Flashing

FlashCo Split Lead Flashing is designed to fit around penetrations where simply placing the flashing over the penetration is impossible. The one piece split lead flashing opens to wrap around the penetration and is then closed and soldered. The split lead

flashing does not need to be fastened to the insulation or roof deck minimizing installation time.

The one piece split style design allows quick and easy field installation. All seams are overlapped easing the field soldering process. All seams should be soldered using 50/50 Tri Bar Solder and Paste Flux. Available at FlashCo, this solder has a very low melting point and is widely used in professional field applications. The paste flux is especially good for vertical seams and eases the application while in the field.

Counter Flashing for Non-Vent Pipe

A lead counter flashing, often referred to as a storm collar or bonnet, is recommended when the penetration is continuous, such as when a split lead flashing is being used. Lead is formed above the flashing and held in place with a stainless steel hose clamp. See detail drawing for additional information.

Roofing Systems: Lead is recommended and a preference for built-up roofing (BUR) systems such as: Styrene Butadiene Styrene (SBS) Modified and Atactic Polypropylene (APP) Modified. FlashCo's lead flashings are ideal for systems involving tapered insulation because fastening is not necessary.

Suggested Specification Statement: Provide FlashCo C-Series lead based flashing for all non-vent penetrations. Penetrations using the split lead flashing should counter flash each penetration with lead. Include stainless steel hose clamp and appropriate caulking sealant. Penetrations for exhaust require an assembly flashing with an appropriate top or a one-piece combination vent. All other C-Series flashing such as scuppers and pitch pockets require a minimum 4# lead base. Flashing shall be installed in accordance with the recommendations and specifications of the roofing material manufacturer.

C-Series All Lead Split Flashings

Standard Dimensions (Refer to drawing below)

- All 4# (1/16") Lead Construction
- 6" Skirt
 - 8" Riser
 - 1/2" Overlap of Seams

Specify type of penetration
Pipe, Conduit, or Tube **Type**

Note: Pipe is typically called out by the inside diameter of the pipe, whereas steel tubing is called out using the outside diameter.

__ Standard Pipe Sizes

(Applies to most steel pipe, No Hub, Galvanized or Steel Rigid Conduit, Inter. Metal Conduit, Alum. Rigid Conduit, ABS, and PVC)

__ Standard Steel Tubing Sizes

Round, Square, or Rectangular Tubing

__ Standard Conduit and Copper Tubing

__ Other not listed above: _____

If you DO NOT know size or type simply specify the outside diameter and shape of the penetration. If a diameter dimension is not feasible try to get distance around (Circumference).

Outside Diameter: _____
Circumference: _____

Specify type of penetration con't

Shape: (Circle One) Round Square Rectangular

Other (please provide drawing)

Note: When determining the inside diameter of the riser an 1/8" to 3/8" is added to the outside diameter of the penetration providing a proper fit and allowing for easy installation.

Rectangular flashings are split at the corner to allow for easy opening and closing, (not shown in drawing).

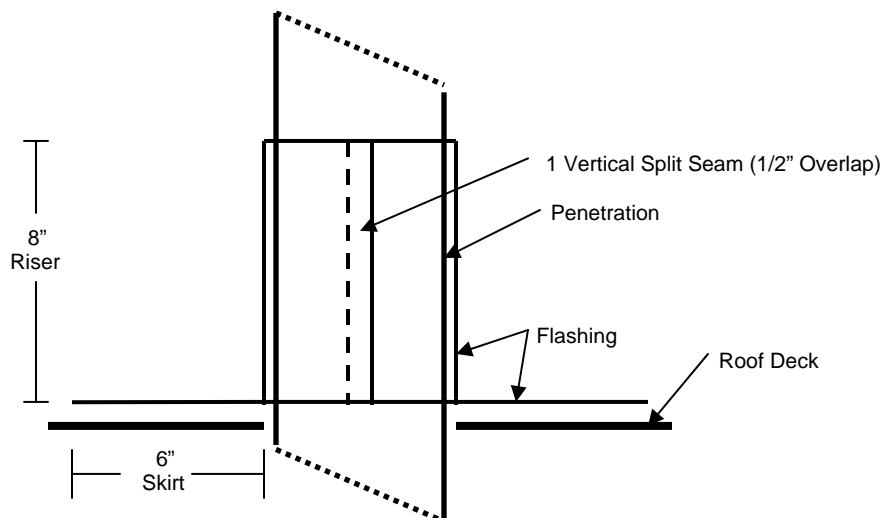
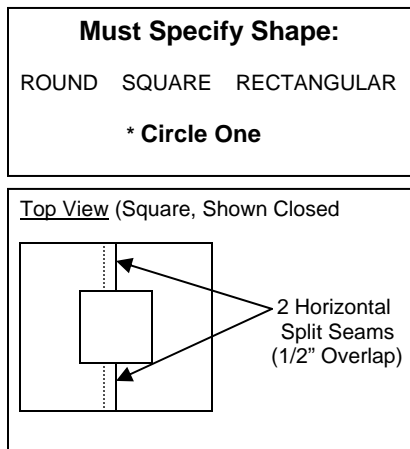
Specify size of penetration
Pipe, Conduit, or Tubing **Size**

1/2"	1 1/2"	3 1/2"	8"
3/4"	2"	4"	10"
1"	2 1/2"	5"	12"
1 1/4"	3"	6"	

Available Options - Must Specify

Skirt Size 8" 10" Other: _____
Riser Height 12" 16" Other: _____
Inside Diameter Riser; Any id: _____
Lead Thickness: 6# (3/32") Other: _____
Angle 45 Degree Other: _____

Cross Section of C-Series SPLIT Flashing



Notes: 1) Standard 4# Lead, 6" Skirt, and 8" Riser unless otherwise specified.
2) Lead complies with the chemical composition of Federal Specification QQ-L-201f and ASTM B 749-85.

3) Flashing shall be installed in accordance with the recommendations and specifications of the roofing material manufacturer.
4) Split flashing have one vertical seam and two horizontal as indicated above.